

April 1, 2026

Personal Electric Vehicles on Campus

Transportation Services Advisory Committee

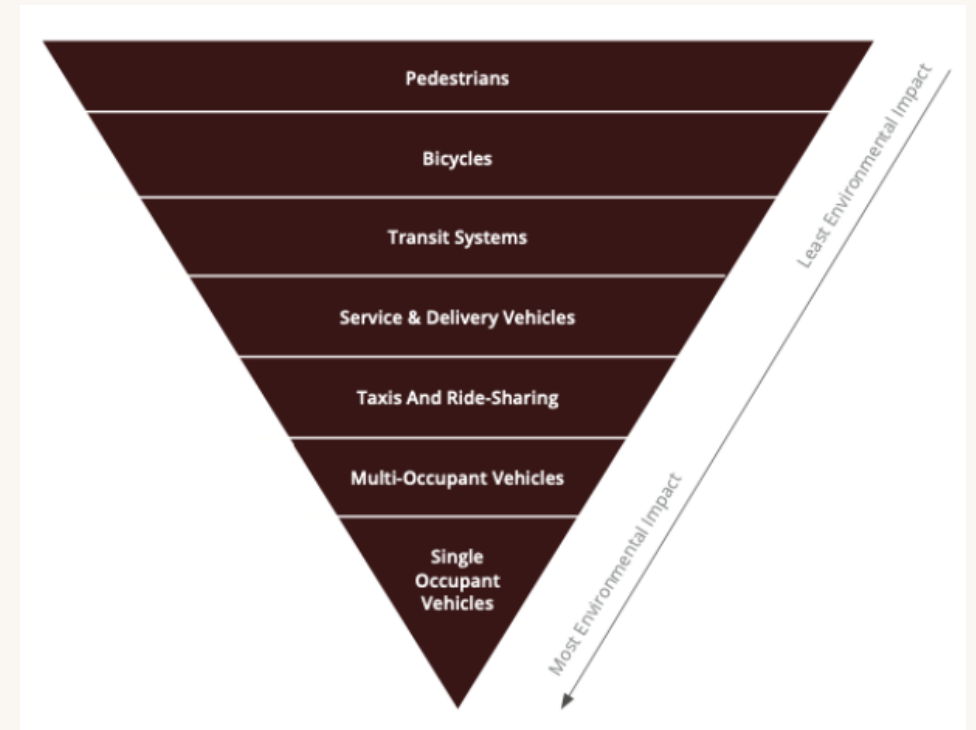


TEXAS A&M
UNIVERSITY®

Transportation Mode Hierarchy



- The Transportation Services Mobility Master Plan prioritizes transportation mode hierarchy
 - Separate modes of travel
 - Reduce conflict points
 - Promote usage of multiple modes



“The physical outcome of the Mobility Hierarchy is the Pedestrian-Priority Zone, which is an area of campus that gives priority to pedestrians and limits most vehicle traffic... The zone ties the campus core together in an attractive, seamless, and intuitive way... creating an internal network of improved multi-use pathways.”

Micromobility - A Surging Trend Nationally



- Universities, municipalities, and states nationwide are witnessing a surge in micromobility usage, particularly with electric scooters (e-scooters).
- As a consequence, many are reporting increases in scooter-related incidents and injuries, citing safety as a major concern.
- Solutions are being explored and changes are being enacted nationwide to address these growing trends.

Micromobility - A Surging Trend Nationally



UCSF: Electric bike, scooter accidents are soaring across the U.S.

To spread the word on safety, UC Merced has posted signs across the campus and shared [videos on social media](#) encouraging [safe riding](#). U

'Enforcement isn't necessarily a terrible thing' | Electric scooters dominate campus, students react
— Penn State University

⚠️ Starting Friday, Nov. 20, 2026, all electric personal mobility devices stored in UCLA-owned housing and/or used on campus must be UL-certified and [registered with UCLA Transportation](#).

E-bike laws may change in Florida

Scooter popularity comes with a price: a surge in injuries
What happens when scootermania ends in a crash? — UCSF

A Recent Rise in Electric Scooters on Campus: Why?
— Marist College

California is trying to close the last major electric bike loophole

City Playing Catch-Up Amid E-Micromobility Surge on City Streets, Coalition Says

Local micromobility start-ups want Mayor Mamdani to take their industry seriously and make it easier to ride an e-bike in NYC.

Ann Arbor to require sobriety tests for late-night scooter rentals

Opinion: LSU needs to ban E-scooters — students can't handle them, and neither can campus

Sidewalks, not speedways: UConn must act on e-scooters

Are electric scooters making our campus more dangerous?
— UC Davis

Usage Trends at Texas A&M



Data compiled over a four-year span indicate personal micromobility usage is increasing at Texas A&M and will continue to do so in the coming years.

From 2022 to 2025:

- Personal micromobility registration – 1,563 to 2,529 – **increase of 62%**
- Visits to the Hub, our micromobility service station – 1,178 to 4,309 – **increase of 266%**
- Veo shared micromobility ridership – 633,284 to 361,866 – **decrease of 43%**

Usage Trends at Texas A&M



Electric devices will soon overtake traditional bicycles by volume within the next two to three years at the current rate.

38% of registered micromobility on Texas A&M's campus is now electric.

Electric micromobility preference types as of 2025:

- **72%** are stand-up e-scooters
- **25%** are e-bikes
- **2%** are e-skateboards and/or Onewheel
- **1%** are e-motorcycles

Crash Records



- On Texas A&M's campus in 2025:
 - University Police Department responded to 346 crashes for the year
 - 52% were the result of driver inattention or failure to yield
 - 15% involved micromobility
 - 52 total incidents
 - 26 total incidents resulted in suspected minor to suspected serious injuries
 - 9% involved pedestrians
 - Crashes involving micromobility on campus rose 37% YoY
 - 38 in 2024, 52 in 2025
- Total crashes all vehicle types in Bryan and College Station from 2024 to 2025:
 - 8,756 recorded in 2024 and 8,463 in 2025 (a drop of 3%)
 - Crashes in the wheeled and pedestrian categories in B/CS rose 17%
 - 175 in 2024, 204 in 2025

Crash Records



Highest incidence of all crashes utilizing all modes on Texas A&M's campus occurred at the following intersections:

- Penberthy Boulevard at Tom Chandler Drive 
- John Kimbrough Boulevard at Olsen Boulevard 
- Gene Stallings Boulevard at Joe Routt Boulevard 
- Lewis Street at Spence Street 

Targeted Initiatives



Transportation Services is leading university efforts to address the following items regarding micromobility on campus:

- 1. Separated Infrastructure**
- 2. Regulation and Registration**
- 3. Education and Awareness**
- 4. Enforcement**
- 5. Storage and Charging**

Regulation and Registration Development



Transportation Services began to collect micromobility data specific to electric modes in 2022. Trends were showing an increase in usage across students, faculty and staff. This prompted a review of the relevant policies and mechanisms governing micromobility use on campus, and changes were executed by May of 2023.

- **July 2022:** Began developing talking points on emerging micromobility use
- **September 2022:** Presented “The Present & Future of Micromobility Use on Campus” to Advisory Committee to address the future and concerns
- **May 2023:** Revised SAP 24.01.99.M0.01 Use of Personal Electric Vehicles and other Wheeled forms of Transportation.

Regulation and Registration Development



- **December 2023:** Began recording percentage of electric micromobility: 3.2% electric vs analog. By December of 2024 the percentage increased to 7.5% of the total. In the latest count, December of 2025, electric devices represent 11.7% of the total devices recorded.
- **January 2024:** PHLT 445-201 School of Public Health provided their honors capstone program to study and present findings surrounding the safe use of micromobility on campus
- **August 2024:** Transitioned to new micromobility registration system to allow for a more robust curation of registered devices
- **August 2025:** Student Experience and Capacity Working Group submitted micromobility recommendations to President's office
- **August 2026:** Personal Electric Vehicle charging will be permitted in residence halls for devices that are registered and compliant with SAP 24.01.99.M0.01

Student Experience Study Report



Following the publishing of the Student Experience Study Report in January of 2025, the President issued a charge:

- The COO, working with Transportation Services, the University Police Department and the Student Government Association, will develop a plan to
 - (1) separate pedestrian traffic from wheeled devices (bikes and personal electric vehicles) on major sidewalks across campus,
 - (2) enhance existing regulations on use,
 - (3) improve enforcement of rules and create a safety campaign to raise awareness of expectations on shared use of campus.

Student Experience Working Group



On February 6, 2025, the Student Experience Working Group began their first of a dozen meetings, comprised of delegates from:

- Transportation Services
- University Police Department
- Facilities Services
- Residence Life
- Student Government Association
- Student Body President

Infrastructure



Transportation Services completed five major projects in the summer of 2025 to separate pedestrian traffic from wheeled devices on major sidewalks across campus.

N. HOUSTON ST.



ROSS ST.



PENBERTHY BLVD.



STALLINGS BLVD.



CENTRAL BUS HUB



OTHER PROJECTS



2025 CAMPUS MOBILITY IMPROVEMENTS

NORTH HOUSTON ST. MULTIUSE PATH

- ① Dedicated wheeled devices path
- ② Dedicated pedestrian walking path



Infrastructure – North Houston Street



Renovating and reorganizing the entry to campus from the Northgate area, this project improves travel for all sustainable modes.

BEFORE



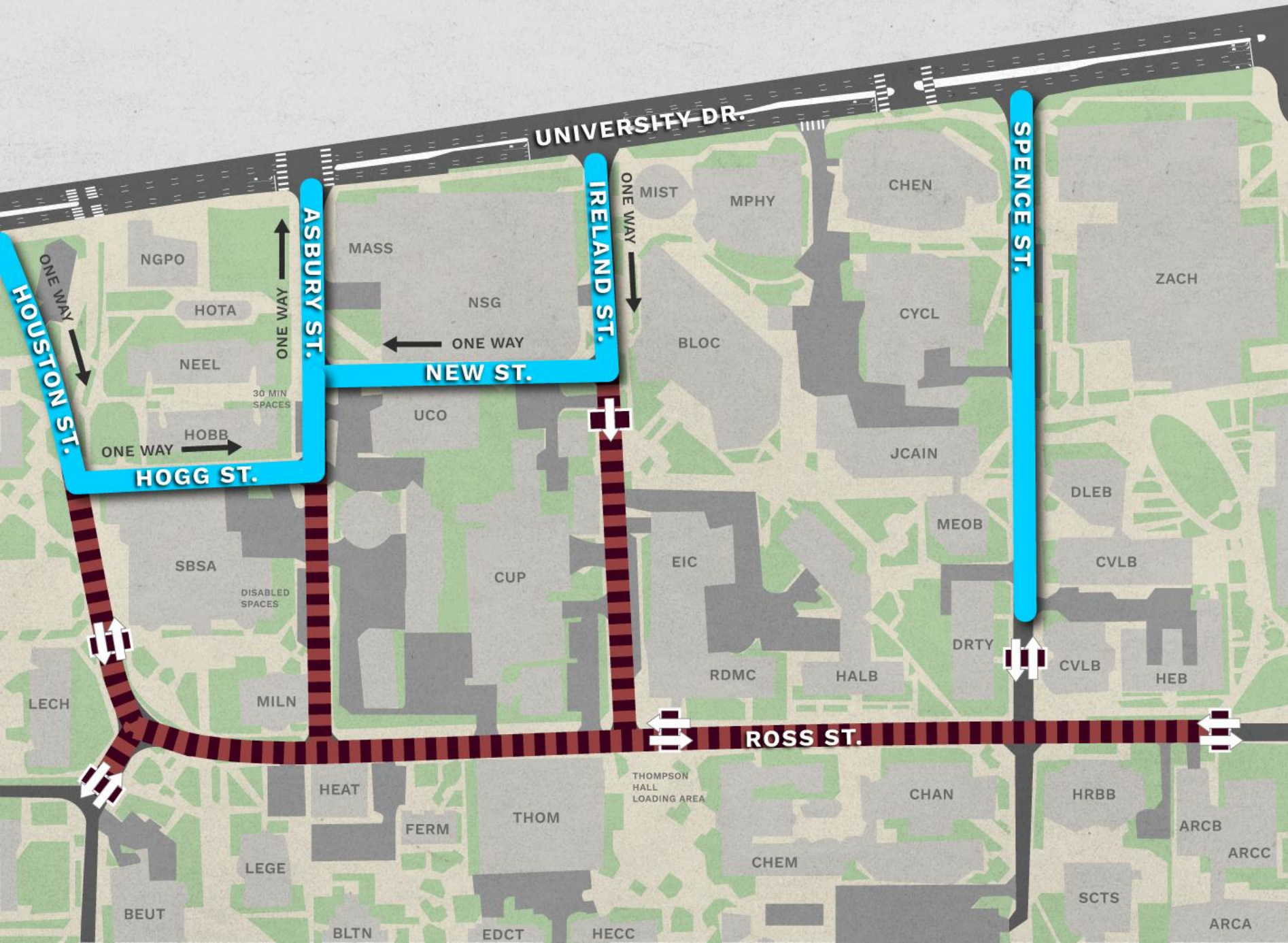
AFTER



2025
CAMPUS
MOBILITY
IMPROVEMENTS

ROSS STREET
VEHICLE ACCESS &
FUTURE MULTIUSE PATH


-  **Public vehicle access**
-  **Authorized access**
-  **Gate island**



Infrastructure – New St. at Ireland St.



Ross Street access is now limited to authorized vehicles to reduce conflicts in this area for future development of a pedestrian friendly and multimodal environment.





2025 CAMPUS MOBILITY IMPROVEMENTS

PENBERTHY BLVD.

- 1** Roadway widening from two to four lanes of travel from George Bush Dr. to John Kimbrough Blvd.
- 2** Multiuse pathway with additional streetlights

Infrastructure – Penberthy Boulevard



Penberthy Boulevard has been widened from two lanes to four. This improves traffic flow on west campus during peak hours and events and will provide an alternate route when TxDOT construction begins on the Bush-Wellborn Crossing in 2027.

BEFORE



AFTER




Infrastructure – Penberthy Boulevard



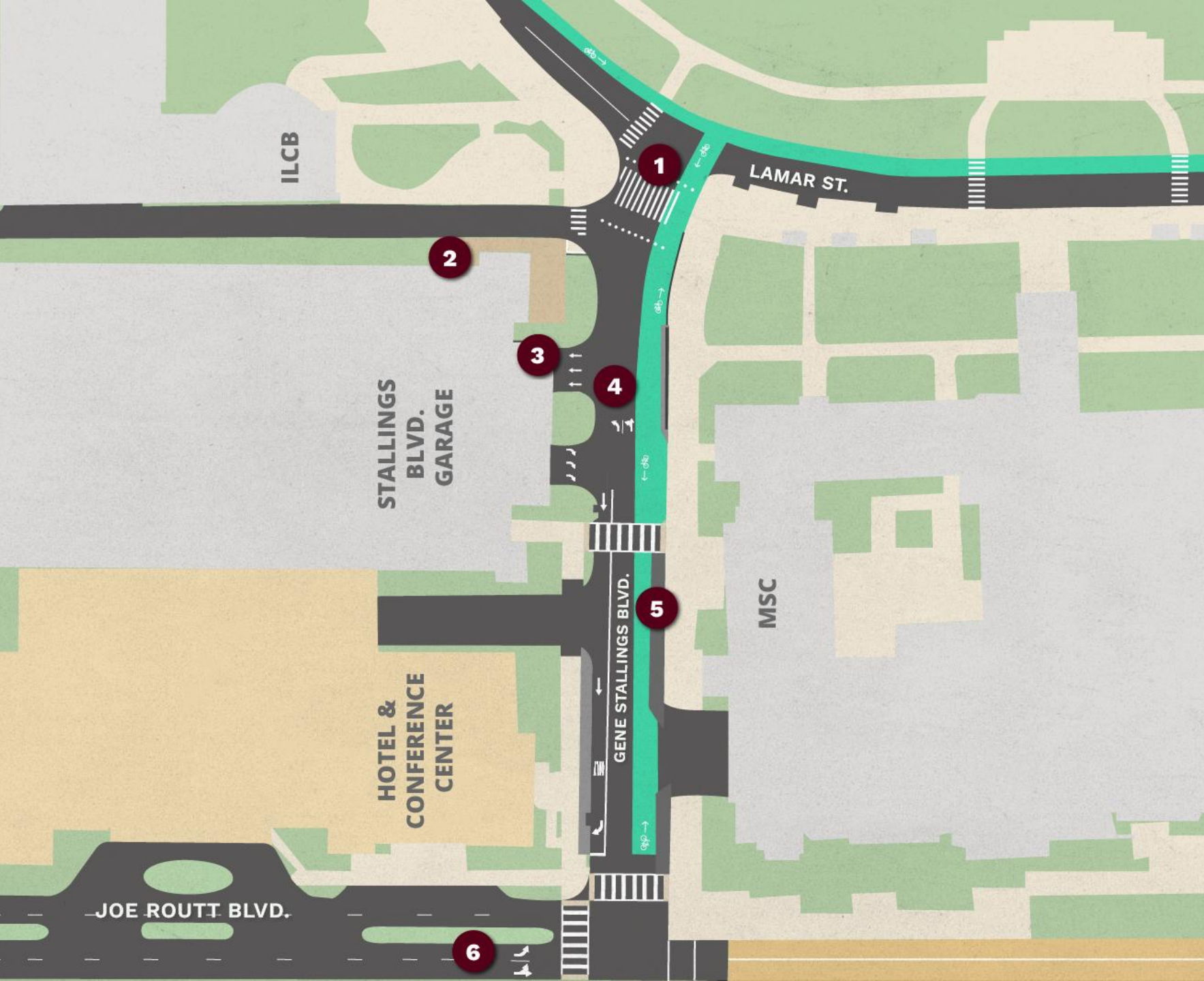
Modes of travel have been separated to reduce conflict points and to promote multimodal use. All modes, pedestrians, vehicles, buses and micromobility gained additional space to increase capacity to help offset growth.

BEFORE



AFTER





2025 CAMPUS MOBILITY IMPROVEMENTS

STALLINGS BLVD. REDESIGN

- 1** Installation of bollards
- 2** New pedestrian pathway added to north side of garage
- 3** Additional garage entry lane
- 4** Additional garage turn lane
- 5** Bidirectional wheeled devices path
- 6** Vehicle access to garage via Joe Routt Blvd. only

Infrastructure – Stallings Boulevard



Protection for the heavy pedestrian traffic was added at the north end of Stallings Boulevard by removing vehicle access. Vehicle lanes and signal timings were reconfigured to improve vehicle flow to and from the south.

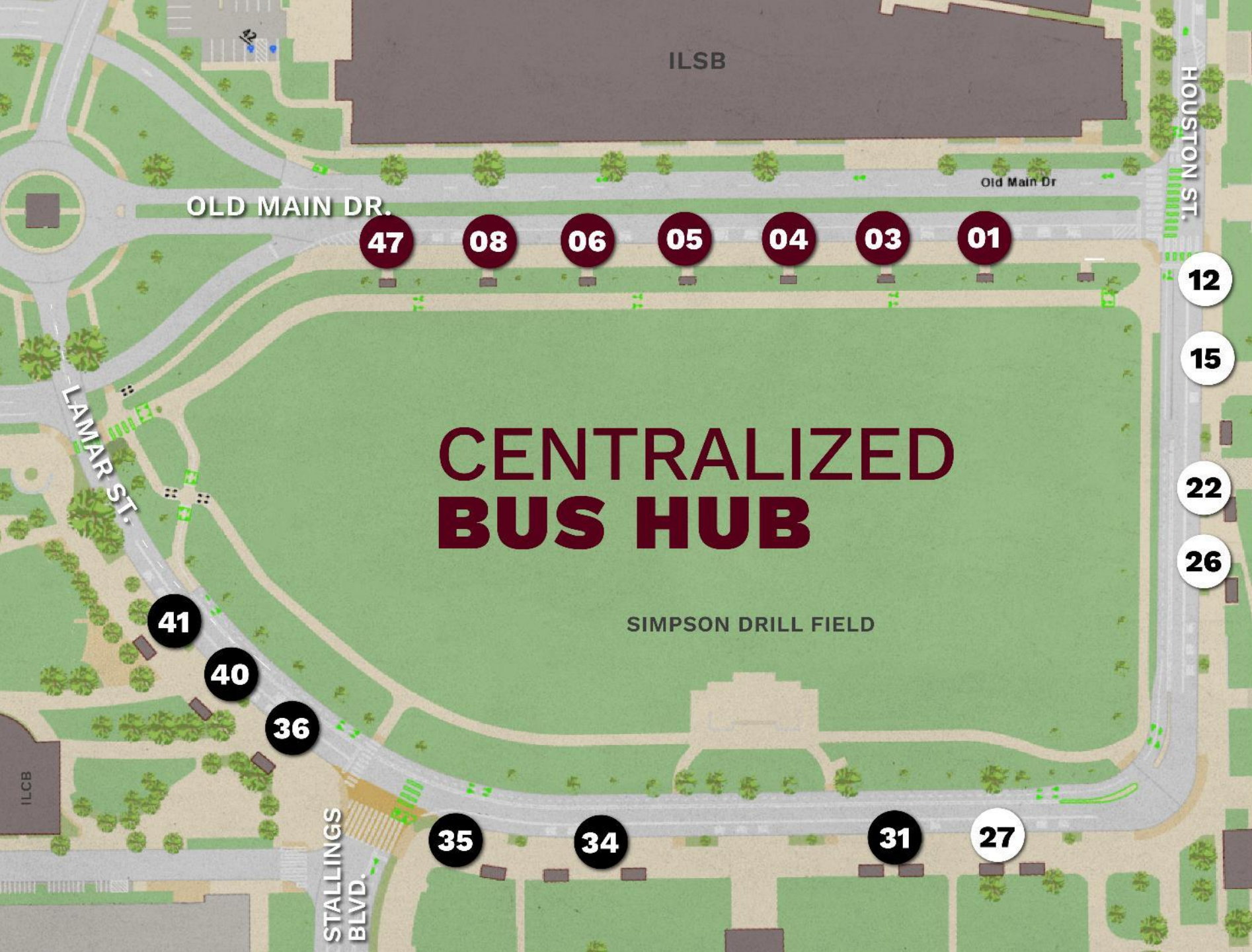


Infrastructure – Stallings Boulevard



Sidewalks across the garage drive lanes have been removed , and the reconfigured travel lanes create additional capacity and unimpeded flow into the garage. Pedestrians and wheeled device users have independent paths which have been separated from the garage to allow all modes to travel without conflict.





2025
CAMPUS
MOBILITY
IMPROVEMENTS

BUS ROUTES

- **On Campus**

01 BONFIRE	06 12TH MAN
03 YELL PRACTICE	07 AIRPORT*
04 GIG'EM	08 HOWDY
05 BUSH SCHOOL	47 RELIS

- **Off Campus // Bryan/East College Station**

12 REVELLE	26 RUDDER
15 OLD ARMY	27 RING DANCE
22 EXCEL	

- **Off Campus // South/West College Station**

31 ELEPHANT WALK	36 MATT. GAINES
34 FISH CAMP	40 CENTURY TREE
35 HULLABALOO	41 GOOD BULL

* **07 AIRPORT** will operate from Joe Roult Blvd. near Kyle Field

Infrastructure – Centralized Bus Hub



This project includes bus shelters, widened sidewalks, and a wheeled device path separating modes, reducing conflicts, and connecting Academic Plaza to west campus.

BEFORE



AFTER





2016 CAMPUS MOBILITY IMPROVEMENTS

BIZZELL ST. AT ROSS ST. DUTCH JUNCTION

- 1 Separate vehicles, pedestrians, and micromobility at intersections
- 2 Provide protected lanes for each mode of transport
- 3 improve lines of sight for turning vehicles



2019 CAMPUS MOBILITY IMPROVEMENTS

WEST LAMAR ST. AND CENTRAL HOUSTON ST.


- 1 Separate vehicles, pedestrians, and micromobility on roadway
- 2 Install bidirectional micromobility lanes connecting MSC to northside of campus

2023 CAMPUS MOBILITY IMPROVEMENTS

POLO RD. AT BIZZELL ST.

- 1 Reduce curve radius at corners to slow down turning vehicles
- 2 Extend medians to create a refuge for pedestrians
- 3 Increase size of median to reduce crossing distance of lanes for pedestrians





2023 CAMPUS MOBILITY IMPROVEMENTS

PICKARD PASS PEDESTRIAN WALKWAY

- 1 Dedicate pedestrian and micromobility pathways in underpass
- 2 Utilize green markings and signage to direct micromobility users to preferred paths connecting to the underpass

Regulation



Mandated micromobility compliance with **Underwriters**

Laboratories (UL) standards in 2023.

- CPSC recommends safety standards for manufacturers of consumer goods to follow. Third-party testers such as Underwriters Laboratories create testing paradigms to certify that a device is compliant.
- UL 2272 was included in the first SAP revision. It evaluates the complete device to address potential fire and electrical shock risks during charging and usage.
- Recommendation was made to add the updated UL 2271 which focuses specifically on the safety of the battery pack and evaluates thermal management, and resistance to impact, overcharge and short circuiting. This recommendation was added in anticipation of permission of storage in residence halls, beginning Fall 2026.



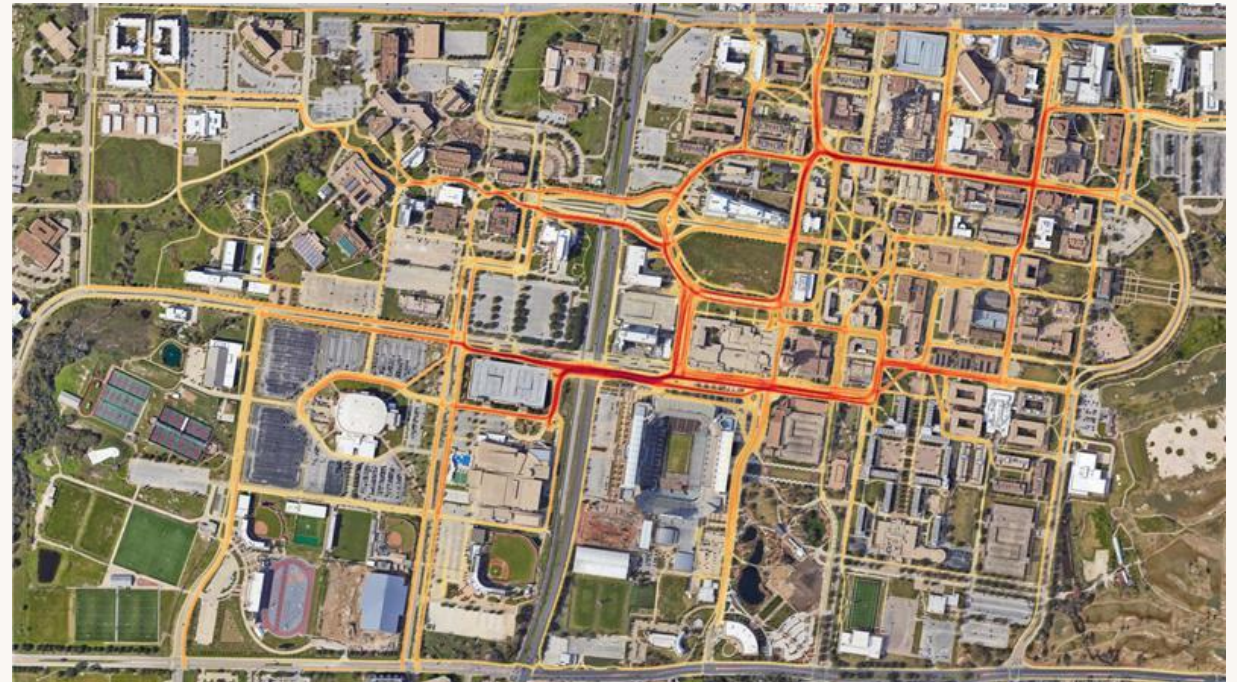
Registration



Instituted **Bike Index** in 2024, a resource that collects data and enables sharing of information across Transportation Services, UPD, and Residence Life.

- Registration and verification of allowable devices
- Mapping of problem areas: theft, vandalism, occurrence of UAV's
- Messaging: Policy updates and Consumer Product Safety Commission warnings to all and/ or defined groups; by make, model, etc.

MOST UTILIZED PATHS FOR SHARED MICROMOBILITY

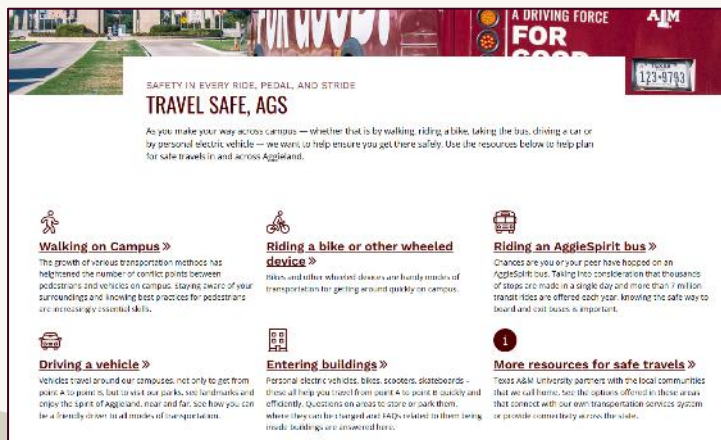




Education and Awareness

Developed framework for university-wide campaign, **Travel Safe, Ags**

- Partnered with Texas A&M Marketing and Communications
- Developed branded content deck
- Launched university website, **travelsafe.tamu.edu**
- Produced marketing collateral, promotional items, and digital assets






Education and Awareness

2025-2026: Published digital and multimedia content

- Posted regular content on social media channels
- Partnered with Yell Leaders to develop social media content series
- Produced long-form videos raising awareness of safety concerns



INSTAGRAM VIDEO



Education and Awareness



2026: Formal launch of campaign, spearheaded by Texas A&M Operations

- Establish advisory committee of students and staff to promote and perpetuate campaign
- Incorporate training through student, faculty, and staff onboarding
- Host public-facing launch event
- Support with multi-channel activation
- Sustain with partner-driven amplification with support from advisory committee and partners



Facilities &
Energy Services



Transportation
Services



Residence
Life



Enforcement



Unauthorized vehicles (UAVs) on campus:

- Tag UAV as first notice if it's in a bike rack
- Impound UAV if found again
- Require transport to pick up impounded UAV
- Multiple violations reported to the Office of Student Conduct




3000 watt e-motorcycle



1000 watt e-bike



2600 watt e-scooter



1000 watt off road scooter

Enforcement




- In 2025, UPD performed 409 traffic stops involving micromobility
 - Up 16% from 383 in 2024
- Since 2022, Transportation Services has impounded an average of 1,000 devices per year
 - 20% of the devices impounded for a rule violation in 2025 were electric, up from 5.5% in 2023
 - Fewer than 30% result in a retrieval appointment
- Transportation Services tags devices as an “Unauthorized Vehicle” as warning before impoundment
 - 2023 – 121 devices tagged
 - 2024 – 152 devices tagged
 - 2025 – 114 devices tagged

Storage and Charging



Transportation Services will pilot a new sheltered, aerated micromobility charging and storage station near Southside residence halls.

- Subscription required
- Access via University ID
- Available for registered and approved micromobility only



Forward Progress



Transportation Services and university partners have made progress toward these mobility goals from 2016 to 2026:

- 1. Separated Infrastructure** – *Five major projects completed summer 2025*
- 2. Regulation and Registration** – *Both systems in place and operational*
- 3. Education and Awareness** – *Campaign launch planned for spring 2026*
- 4. Enforcement** – *UPD and TS in alignment and are monitoring and enforcing*
- 5. Storage and Charging** – *Pilot program launching 2026*



THANK YOU

Texas A&M University
Transportation Services